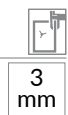


3000 E-BOX

ARMADI BLINDATI
SECURITY CABINETS
ARMOIRES FORTES
SCHRÄNKE ZUR AUFBEWAHRUNG
ARMARIOS REFORZADOS



3700 E-BOX/C



PF8 E-BOX/C

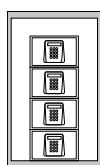
- ▶ Gli armadi di sicurezza 3000 E-BOX sono allestiti internamente con tesoretti dotati di serratura elettronica
- ▶ Dimensioni tesoretto (HxLxP): 200 x 310 x 200
- ▶ Cerniera sagomata a profilo antistrappo
- ▶ Acciaio al manganese a protezione dei meccanismi
- ▶ Predisposizione per l'ancoraggio a parete (materiale di fissaggio incluso)
- ▶ Sporgenza maniglia: 55 mm

- ▶ The 3000 E-BOX safety cabinets are set up inside with safes equipped with electronic locks
- ▶ Inner safe size (HxWxD): 200 x 310 x 200
- ▶ Anti-tearing, shaped hinges
- ▶ Manganese-based steel for the protection of mechanisms
- ▶ Designed to be fixed to a wall (securing material included)
- ▶ Handle juts out 55 mm

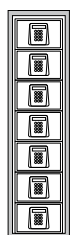
- ▶ Les armoires de sécurité 3000 E-BOX sont équipées de coffres-forts équipés de serrures électroniques.
- ▶ Dimensions du coffre (HxLxP): 200 x 310 x 200
- ▶ Acier à base de manganèse pour la protection des mécanismes
- ▶ Charnières anti-dégondage
- ▶ Préparé en standard pour fixation au mur (matériau de fixation inclus)
- ▶ Poignée saillante: 55 mm

- ▶ Die Schränke 3000 E-BOX eingestellt sind intern mit Safe mit elektronischen Schlössern ausgestattet
- ▶ Box Abmessungen (HxBxT): 200 x 310 x 200
- ▶ Stahl auf Manganbasis zum Schutz der Mechaniken
- ▶ Serienmäßig mit Bohrungen in der Rückwand zur Verankerung vorbereitet, inkl. Verankerungsmaterial.
- ▶ 55 mm vorstehendes Bedienelement

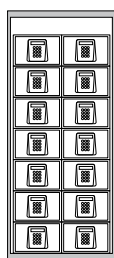
- ▶ Los armarios de seguridad 3000 E-BOX están equipados internamente con cajas equipadas con una cerradura electrónica
- ▶ Dimensiones de la caja (AxAxF): 200 x 310 x 200
- ▶ Perfil continuo antipalanca
- ▶ Acero al manganeso para la protección del mecanismo
- ▶ Provisto de serie con orificios en el fondo para su fijación a pared (material de fijación incluido)
- ▶ Saliente maneta: 55 mm



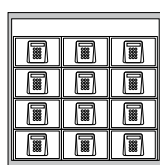
3100 E-BOX




PF8 E-BOX



3200 E-BOX



3600 E-BOX



3700 E-BOX

-	3100 E-BOX/C	C	1000 x 600 x 500	915 x 594 x 425	Kg 128	L 231	4	
-	PF8 E-BOX/C	C	1480 x 400 x 330	1290 x 390 x 280	Kg 129	L 142	7	
-	3200 E-BOX/C	C	1600 x 700 x 500	1515 x 694 x 425	Kg 257	L 447	14	
-	3600 E-BOX/C*	C	1000 x 1000 x 500	915 x 994 x 425	Kg 233	L 387	12	
-	3700 E-BOX/C*	C	1950 x 1000 x 500	1865 x 994 x 425	Kg 429	L 787	27	
-	3100 E-BOX/TC	TC	1000 x 600 x 500	915 x 594 x 425	Kg 128	L 231	4	
-	3200 E-BOX/TC	TC	1600 x 700 x 500	1515 x 694 x 425	Kg 257	L 447	14	
-	3600 E-BOX/TC*	TC	1000 x 1000 x 500	915 x 994 x 425	Kg 233	L 387	12	
-	3700 E-BOX/TC*	TC	1950 x 1000 x 500	1865 x 994 x 425	Kg 429	L 787	27	

*Due battenti • Two doors • Deux portes • Zwei Türen • Dos puertas

VARIANTI SERRATURE • OPTIONAL LOCKS • VARIANTE DE SERRURES • SCHLOSSVARIANTEN • CERRADURAS OPCIONALES

D M52	J BASIC	L PULSE	N DIGI TECH	P MINI TECH
E M52	K BASIC	M PULSE	O DIGITECH	Q MINITECH